

How Affect Autonomous and Controlled Motivation using Massive Open Online Course?

1st Erri Wahyu Puspitarini
Information Technology
STMIK Yadika Bangil
Indonesia

www.erri@stmik-yadika.ac.id

2nd Hari Moerti
Information Technology
STMIK Yadika Bangil
Indonesia

hari_moerti@stmik-yadika.ac.id

3rd Anik Vega Vitianingsih
Faculty of Engineering
Universitas Dr Soetomo
Indonesia

vega@unitomo.ac.id

4th Anastasia Maukar
Faculty of Engineering
President University
Indonesia

almaukar@president.ac.id

5th Fitri Marisa
Information Technology
Universitas Widyagama
Indonesia

fitrimarisa@gmail.com

6th Saiful Bukhori
Faculty of Computer Science
University of Jember
Indonesia

saiful.ilkom@unej.ac.id

Abstract—Higher Education is currently facing various challenges since the Covid-19 pandemic, especially for teaching and learning activities using online learning. Massive Open Online Course (MOOC), one of the newest forms of innovation used as an online learning tool. MOOC is the most recent stage in the development of open educational resources. The inflexibility or standardization of lectures will reduce the enthusiasm of students to participate in MOOCs. MOOCs are part of a growing trend in higher education, but motivation from students is dwindling. This study uses the ACM (Autonomous and Controlled Motivation) model to measure how much influence autonomous motivation has on student's intention to use the MOOC application. It also measures how much influence controlled motivation has on students' choice to use the MOOC application as online learning. Respondents in this study were higher education students who used the MOOC application. The statistical test of the ACM model has been carried out using smart-PLS software to test the proposed hypothesis. The result showed that autonomous and control motivation were significant determinants of perceived behavior control. Eventually, the instructor can assist institutions in initiating MOOC-based online education, as well as increasing student involvement and engagement

Keywords—autonomous motivation, controlled motivation, MOOC.

I. INTRODUCTION

Many prospective learners are no longer able to attend practical higher education institutions during the Covid-19 pandemic. Today, many post-secondary students cannot go to campus to study the entire course to earn a degree. Massive Open Online Course (MOOC), one of the newest forms of innovation used as an online learning tool, this lecture represents the latest stage of the evolution of open educational resources [1]. These courses are accessible via the internet and are usually open for

registration with no requirements or limits on student numbers. It is very supportive of implementing the Independent Learning Campus Independent curriculum, which is one of the implementations of education in the era of the industrial revolution 4.0.

Some observers believe that MOOC provides an opportunity for everyone struggling to receive a good quality higher education from a Top-ranked university in developed countries. This course can be supported by autonomy for students. Other observers are also anxious that MOOC providers may not be able to offer a wide range of courses at the same time in content that accommodates the diversity of learning objectives and motivations, different levels of prior knowledge, or available resources [2].

The inflexibility or standardization of lectures will reduce the enthusiasm of students to participate in MOOCs. As researched by [3], MOOC represents a positive trend in higher education, but student motivation is diminishing.

Autonomous motivation is also referred to as intrinsic motivation, where activities are carried out by individuals based on pleasure and sincerity. In contrast, controlled motivation, which is often referred to as extrinsic motivation, is an activity carried out by individuals due to pressure from outsiders [4].

This study aims to examine the Autonomous Motivation (AM), Controlled Motivation (CM), Perceived Behavior Control (PBC), and Behavior Intention (BI) of students using the MOOC application as online learning, especially during the Covid-19 pandemic. In terms of the urgency of the research, this research is expected to correct the shortcomings contained in the application of the MOOC application in terms of intrinsic and extrinsic student motivation. So that online learning

using MOOC can be used continuously or long term. When participants have significant objective intentions, implementation behavioral intentions have been demonstrated to be highly effective.

II. METHODS

A. Participants

One hundred and thirty-seven higher education students participated in Indonesia. 50.36% of whom were males, whose age ranged from 19 to 24 with a mean of 21.50. All participants had heard about MOOCs and had taken at least one MOOC in Indonesia before. Students varied in terms of ethnic background, which include Javanese, Arabian, Madura, among others.

B. Procedure

Participants completed an online survey in the academic year during homeroom. Surveys were conducted during the academic year of 2020/2021. The distribution of the questionnaire was sent out using google form.

C. Measure

As in previous research, autonomous motivation was calculated as the mean of intrinsic, and controlled motivation was calculated as the mean of external and introjected regulation [5].

To measure autonomous motivation and controlled motivation, we used the academic regulation scale of [6]. All items were provided Likert scale ranging from 1 (Totally not agree) to 5 (Totally Agree). Eighteen items were presented, including four constructs: six items for autonomous motivation and four items for controlled motivation [6], three items for perceived behavioral control [7], and five items for behavioral intention were adapted from Unified Theory of Acceptance and Use of Technology [8]. The construct and the description measurement are shown in Table 1.

TABLE I. CONSTRUCTS AND DESCRIPTION

	Construct	Description of measurement
Independent Variables	Autonomous Motivation	Engaging inhabits that emanates from the self and is thought to be consistent with intrinsic goals or ends
	Controlled Motivation	Engaging inhabits for reasons that are externally referenced, such as gaining rewards or perceived approval from others or avoiding punishment or guilt
Mediating Variable	Perceived Behavior Control	Total control in practicing MOOC, up to you to practice, confidence can improve quality, up to you to improve the quality of MOOC
Dependent Variable	Behavior Intention	An indication of a person's willingness to engage in a given behavior.

D. Research Model and hypotheses

Figure 1 illustrates the model that will be validated as extracted from using SmartPLS to

analyze the data. Here is the relationship between the independent variables to the dependent variables through the mediator. According to [9], "data analyzed by SmartPLS has two-step, mainly the assessment of the measurement model and structural model."

The hypotheses to be tested are:

- H1. Autonomous motivation positively influences perceived behavioral control.
- H2. Controlled motivation positively influences perceived behavioral control
- H3. Perceived behavioral control positively influences behavioral intention

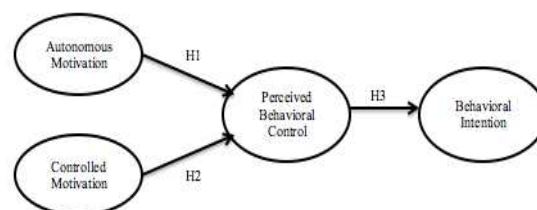


Fig. 1. Research Model

III. RESULTS AND DISCUSSION

A. Assessment of Measurement Model

The measurement model is examined by looking at the relationship between the latent variable in the model before assessing the hypotheses and relationship. The model significance may be established based on numerous research that has been examined by analyzing indicator reliability, assessment of convergent Validity, and assessment of discriminant validity of the model. [10].

B. Indicator Reliability

The factor loading values are used to assess indicator reliability [10]. Based on [11], factor loadings that were above the threshold of 0.6 were significant. The final model, after showing that factor loading is considered satisfactory for all items, for further analysis is shown in Figure 2.

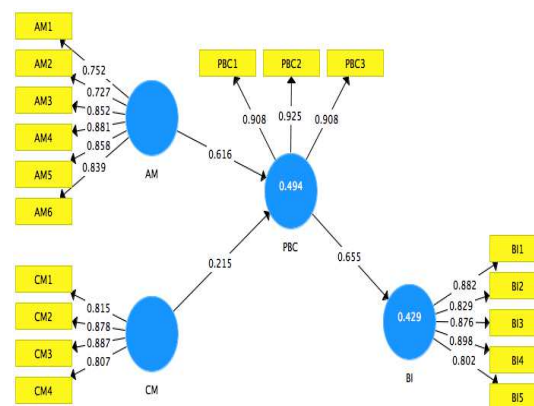


Fig. 2. Measurement Model

C. Assessment of Convergent Validity

Convergent Validity is the degree to which one measure of a concept correlates favorably with other measures of that factor [12]. Convergent Validity is established where the average variance (AVE) values for every item are over 0.5, and the composite reliability (CR) values are above 0.7, suggesting greater levels of reliability [13]. These values are illustrated in Table 2.

TABLE II. FACTOR LOADINGS, AVE, CR, AND CRONBACH'S ALPHA

	Composite Reliability	Item Loading	AVE	Cronbach's Alpha
Autonomous Motivation	0.925		0.673	0.902
AM1		0.752		
AM2		0.727		
AM3		0.852		
AM4		0.881		
AM5		0.858		
AM6		0.839		
Controlled Motivation	0.910		0.718	0.868
CM1		0.815		
CM2		0.878		
CM3		0.887		
CM4		0.807		
Perceived Behavior Control	0.938		0.835	0.901
PBC1		0.908		
PBC2		0.925		
PBC3		0.908		
Behavioral Intention	0.933		0.737	0.910
BI1		0.882		
BI2		0.829		
BI3		0.876		
BI4		0.898		
BI5		0.802		

D. Assessment of Discriminant Validity

Discriminant validity in this context means that construct should have average variance (AVE) values higher than the highest squared correlation of the construct with others in the same framework. In this study, [14] criterion was used in which a construct had to contribute to more variation among its assigned indicators than any other of construct [15].

TABLE III. DISCRIMINANT VALIDITY USING FORNELL-LARCKER CRITERION

	AM	BI	CM	PBC
AM	0.820			
BI	0.721	0.858		
CM	0.260	0.414	0.847	
PBC	0.672	0.655	0.375	0.914

TABLE IV. PATH COEFFICIENT RELATIONSHIP AND STANDARD ERROR

Table 3 indicated that endogenous construct to be satisfactory when values higher than the highest squared correlation of the construct with others in the same framework.

E. Structural Model Evaluation

The structural model with the relevant path coefficients and standard errors, are shown in figure 3 structure model. The significance of the values for a 95% confidence level is outlined in table 4.

This model is also used to describe the importance of the hypothesized relationship between autonomous motivation, controlled motivation, perceived behavior control, and behavior intention.

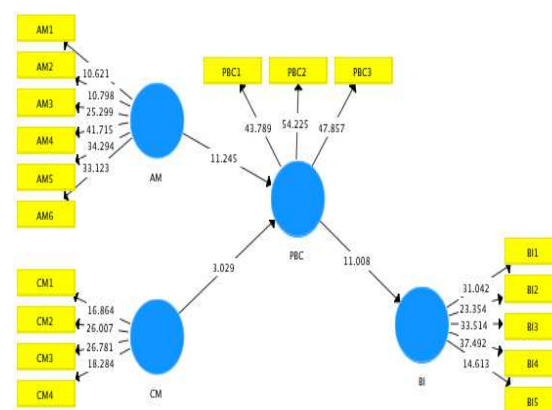


Fig. 3. Structure Model

Table 4, show the mean deviation, t-statistic and p-value for path coefficient and standard error of the path for the structural model using the PLS-algorithm and bootstrapping process in SmartPLS 3.0 for the relationship between autonomous motivation, controlled motivation, perceived behavior control and behavior intention.

According to [11], the t-statistic of the path coefficients compared were calculated. T-statistic for all relationship of constructs was significant with value is above 1.96. P-value for all relationship of constructs was significant (< 0.05).

From hypotheses 1, 2 that autonomous motivation and controlled motivation positively influences perceived behavioral control has a significant supported. [16] said that autonomous motivation and controlled motivation given attitudes linked to approach-oriented method to achieving that performance, and intention to engage in the long term.

Hypothesis	Relationship	Original Sample (O)	Sample Mean (M)	Standard Deviation (STDEV)	T-Statistic	P-Values	Decision
H1	Autonomous Motivation → Perceived Behavioral Control	0.616	0.617	0.055	11.245	0.000	Supported
H2	Controlled Motivation → Perceived Behavioral Control	0.215	0.216	0.071	3.029	0.003	Supported
H3	Perceived Behavioral Control → Behavioral Intention	0.655	0.660	0.059	11.00	0.000	Supported

IV. CONCLUSION

This study demonstrates that students' autonomy has a significant factor in deciding their willingness to participate in MOOCs. As a result, the designer of MOOCs should continue to emphasize a learner-centered approach that encourages learners' autonomous and controlled personalization of the MOOC system.

The contribution of this study is for the body of knowledge and to the practice. Practice can help institutions initiate MOOC-based online education, as well as improve student participation and engagement.

Despite the autonomous and controlled environment of massive open online courses, the study reveals that facilitation and supervision are still required during MOOC learning to ensure good learner intention. When creating an effective online learning environment in MOOC design, institutions should take all of these characteristics factors, and the programs offered can be both effective and motivating the learners.

REFERENCES

- [1] Mazoue, J. G. (2014). The MOOC Model: Challenging traditional education. *EDUCAUSE review online*. Retrieved from <http://www.educause.edu/ero/article/mooc-model-challengingtraditional-education>.
- [2] Che, X., Luo, S., Wang, C., & Meinel, C. (2016). An attempt at MOOC localization for Chinese-speaking users. *International Journal of Information and Education Technology*, 6(2), 90-96.
- [3] Rai, L., & Chunrao, D. (2016). Influencing factors of success and failure in MOOC and general analysis of learner behavior. *International Journal of Information and Education Technology*, 6(4), 262-268.
- [4] Ryan, R. M., & Deci, E. L. (2000). Intrinsic and extrinsic motivations: Classic definitions and new directions. *Contemporary Educational Psychology*, 25(1), 54-67.
- [5] Elliot, A. J., Sheldon, K. M., & Church, M. A. (1997). Avoidance personal goals and subjective well-being. *Personality and Social Psychology Bulletin*, 23, 915-927.
- [6] R Ryan, R. M., & Connell, J. P. (1989). Perceived locus of causality and internalization: Examining reasons for acting in two domains. *Journal of Personality and Social Psychology*, 57, 749-761.
- [7] Taylor, S., & Todd, P. A. (1995). Understanding information technology usage: A test of competing models. *Information Systems Research*, 6(2), 144-176.
- [8] Venkatesh, V., James Y. L. Thong and Xin, Xu (2012). Consumer Acceptance and Use of Information Technology: Extending the Unified Theory of Acceptance and Use of Technology. *MIS Quarterly*, 36(1), pp. 157 - 178.
- [9] Henseler, J., & Fassott, G. (2010). Testing moderating effects in PLS path models: An illustration of available procedures. In *Handbook of partial least squares* (pp. 713-735). Springer Berlin Heidelberg.
- [10] Ringle, C. M., Sarstedt, M., & Straub, D. (2012). A critical look at the use of PLS-SEM in MIS Quarterly. *MIS Quarterly* (MISQ), 36(1).
- [11] Chin, W. W. (2010). How to write up and report PLS analyses. In *Handbook of partial least squares* (pp. 655-690). Springer Berlin Heidelberg.
- [12] Hair, J. F., Ringle, C. M., & Sarstedt, M. (2011). PLS-SEM: Indeed a silver bullet. *Journal of Marketing theory and Practice*, 19(2), 139-152.
- [13] Nunnally, J. C., & Bernstein, I. H. (1994). The assessment of reliability. *Psychometric theory*, 3(1), 248-292.
- [14] Fornell, C., & Larcker, D. F. (1981). Structural equation models with unobservable variables and measurement error: Algebra and statistics. *Journal of marketing research*, 382-388.
- [15] Urbach, N., & Ahlemann, F. (2010). Structural equation modeling in information systems research using partial least squares. *JITTA: Journal of Information Technology Theory and Application*, 11(2), 5.
- [16] Deci, E. L., & Ryan, R. M. (1985). *Intrinsic motivation and self-determination in human behavior*. New York: Plenum Press.